



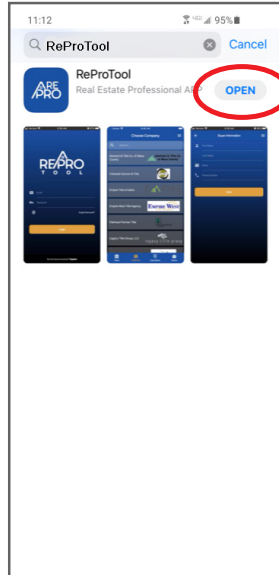
How to use ReProTool for iPhone




In your App Store search "ReProTool" (no spaces)



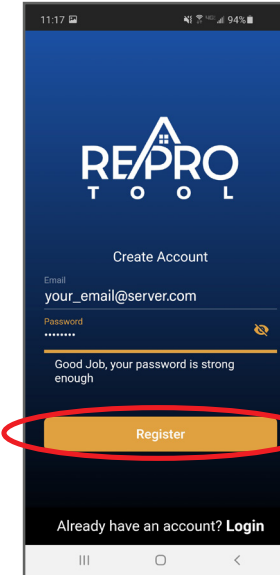
Once you have found the app click "Get"



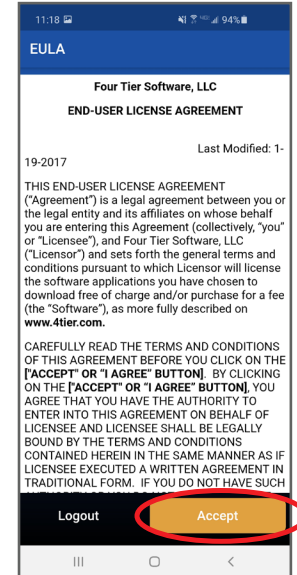
After the App has downloaded click "Open"



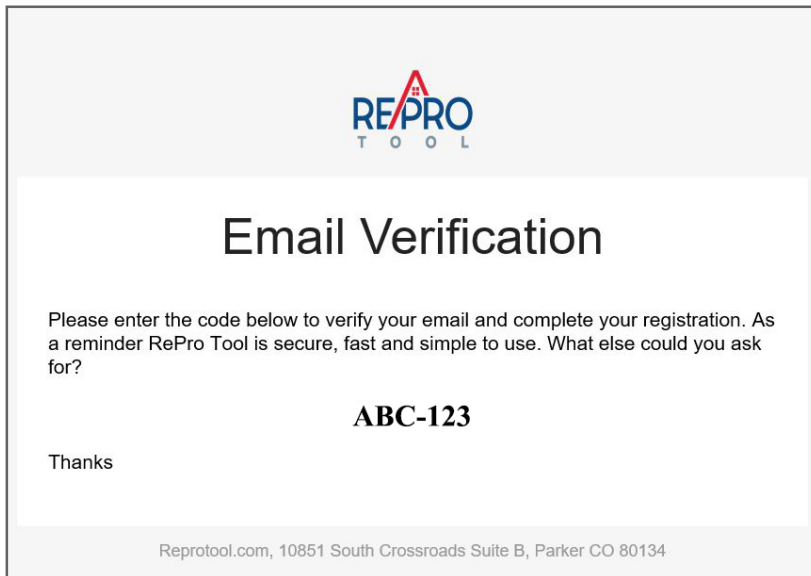
Once the app opens you will need to register. Scroll down if needed. click "Register" to proceed



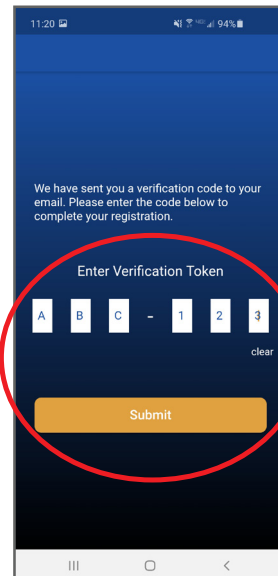
Enter your email address and a password then click "Register"



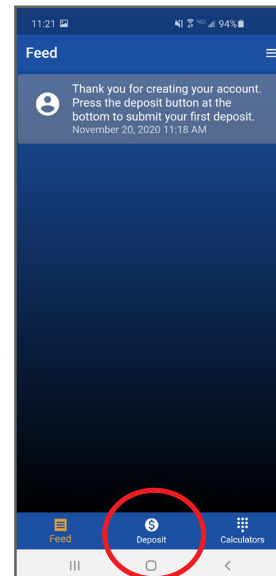
The license agreement will need to be read and accepted to continue




Once you have accepted the license agreement, you will be emailed a verification code. Please check your email for this code.
If your email verification code is not immediately received, please use an alternate email address.



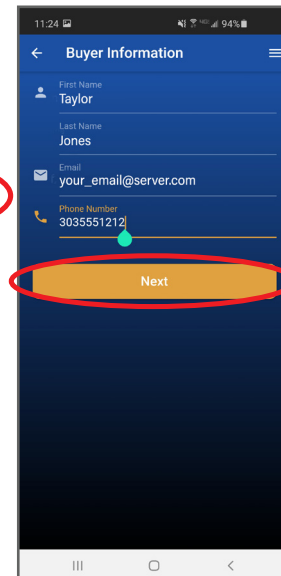
Return to the app to enter the code, and click the "Submit" button



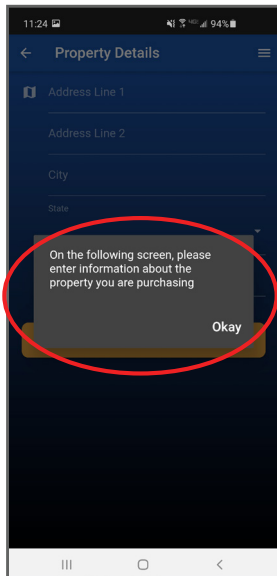
Click the "Deposit" icon



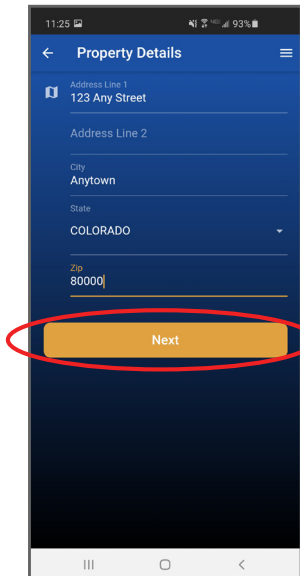
A list of title companies will appear, scroll down until you see "Alpine Title" Click to proceed



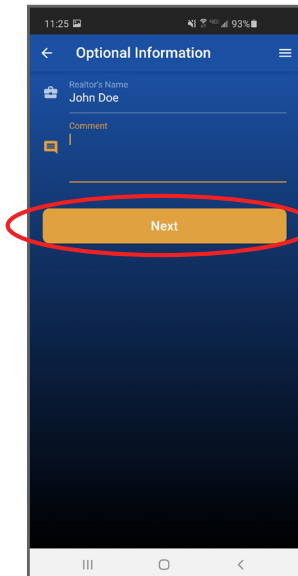
Please enter the buyers name, email, and phone number then click "Next"



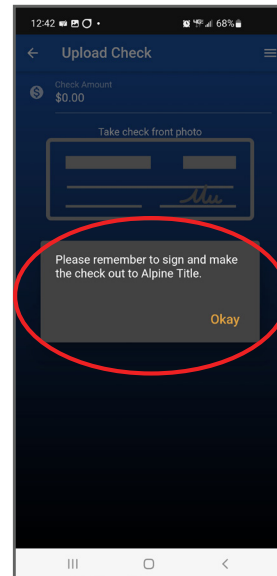
A screen will appear to remind you that the address is for the **property being purchased** click "Okay" to proceed



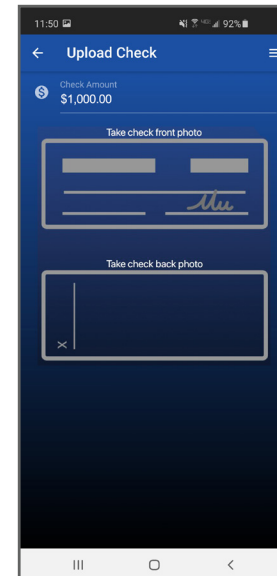
Please enter the address for the **property being purchased** then click "Next"



You may enter additional information in the comments to expedite the matching of your deposit with your escrow file.




Please remember to fill out the check completely, and make it payable to "Alpine Title"



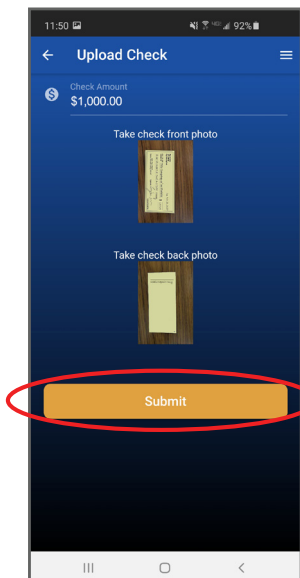
Enter check amount at top. Tap top box for front of check; tap bottom box for back of check. ReProTool may ask for access to your camera, Click OK



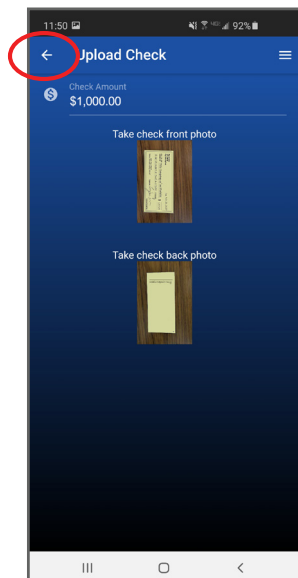
Center the check in the box and using the circle-like icon take a picture of the check. Be sure to have a solid or contrasting background behind the check.



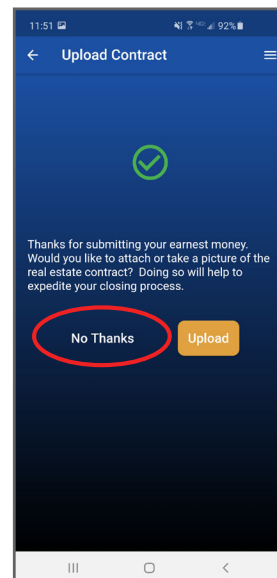
On the back of the check, under the signature line, please write **"Mobile Deposit Only"** Use the circle-like icon take a picture of the back of the check.



When you have taken a pic of both sides of the check click "Submit"



If Submit button is not visible, click the back arrow. Then on the Optional Information screen, click Next. The "Submit" button should now be available.



Click "No Thanks" your Broker will send a copy of the purchase contract to us.

Thanks for your business!

Thank you for uploading your earnest money via the ReProTool app. This email serves as your receipt of this transaction. You will receive a second email when your earnest money is deposited into your transaction escrow account.

Friday, 20 November 2020

Check Number	04028
Account Number	*****
Aba Number	*****42
Amount	\$ 1000.00

The Details

Buyer	Samantha Erry 123 Any Street Anytown COLORADO 80000
Agent Name	John Doe
Comments	N/A

Notice something wrong? [Contact our support team](#) and we'll be happy to help.

Thanks for being a great customer.
a5637241-1b70-4238-b770-ed6f0c4f0db

ReProTool.com, 10851 South Crossroads Suite B, Parker CO 80134

The system will send you a confirmation email regarding your Earnest Money Deposit. This may take 5-10 minutes to process.

05/2022



Telluride
271 S. Townsend, Unit C-1
Telluride, CO 81435
970-728-9680

Crested Butte
503 6th Street, Suite 201
Crested Butte, CO 81224
970-349-2728

www.AlpineTitle.com

Gunnison
219 N. Iowa St. Suite C
Gunnison, CO 81230
970-641-4600